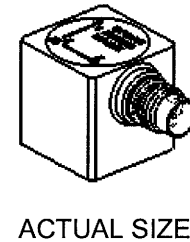
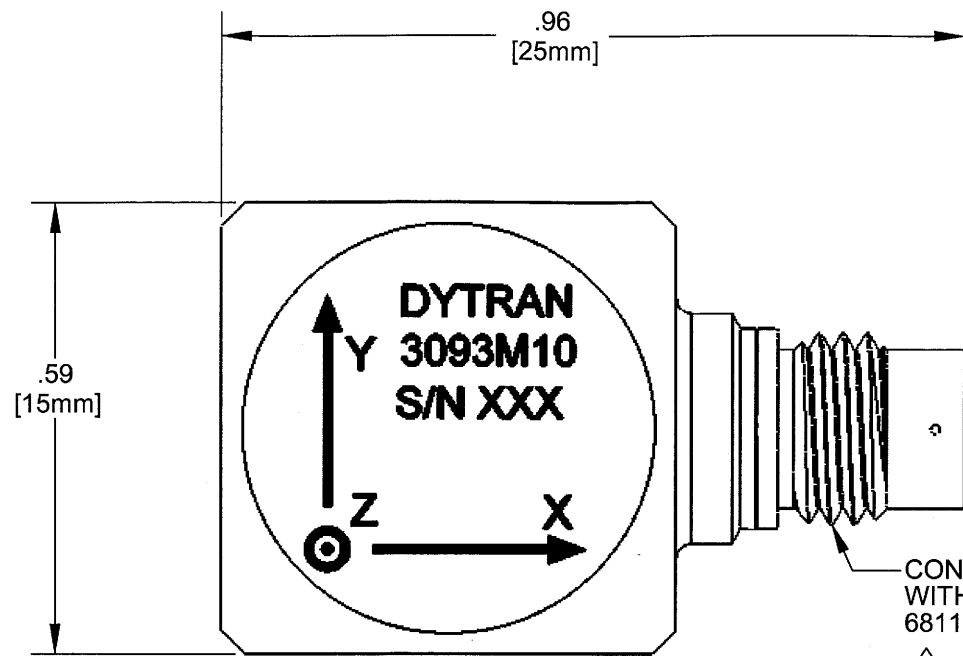


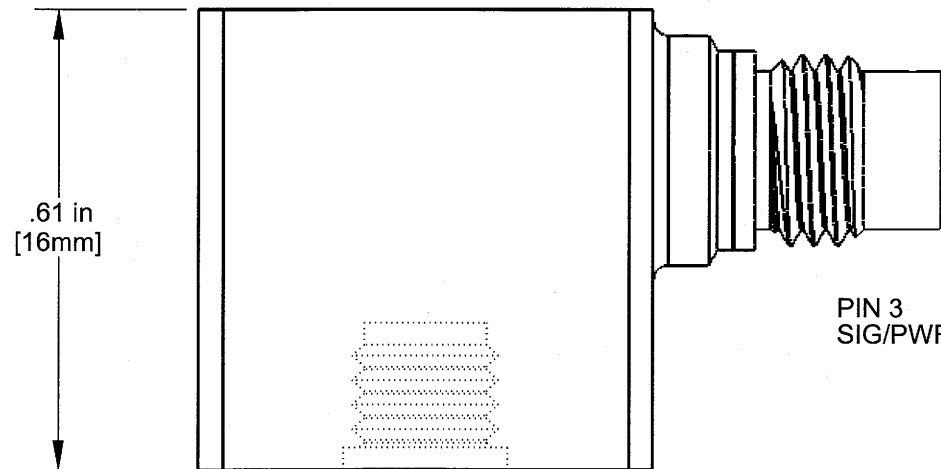
REVISIONS

REV.	ECN	DESCRIPTION	BY/DATE	CHK	APPR
A	4701	INITIAL RELEASE	RLA, 6/7/07	CSJ	PM

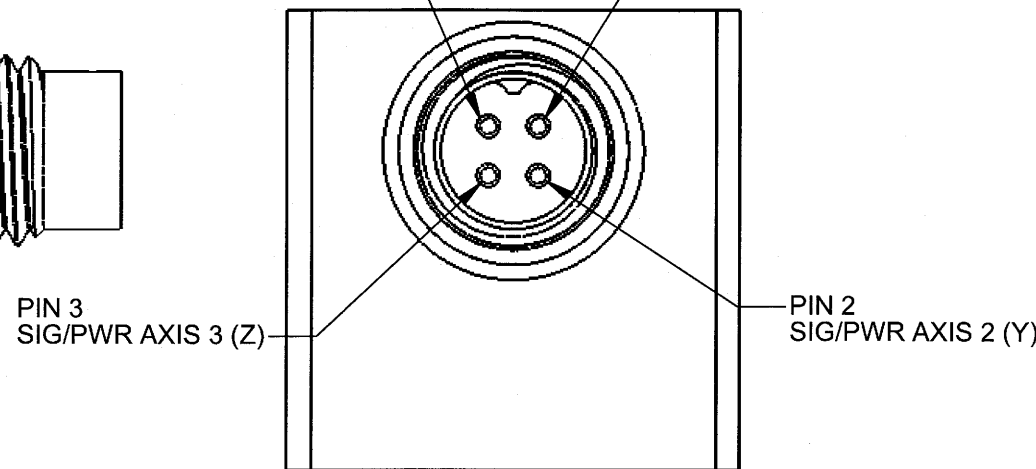


CONNECTOR MATES WITH DYTRAN CABLE 6811AXX
 3

PIN 4 SIG/PWR AXIS 1 (X) PIN 1 GND RETURN, COMMON



TAPPED HOLE 10-32 X .150 DEEP MOUNTING SURFACE



- 5. MOUNTING SCREW (10-32 UNC-2B) MODEL 6200, PROVIDED
- 4. WEIGHT = 10 GRAMS
- 3 XX = CABLE LENGTH IN FEET
- 2. + SIGNS INDICATE SENSITIVE AXIS AND DIRECTION OF INPUT ACCELERATION FOR POSITIVE GOING OUTPUT SIGNAL.
- 1. HOUSING MATERIAL TITANIUM 6AL-4V

DRILL HOLE SIZE	TOLERANCE	UNLESS OTHERWISE SPECIFIED: INTERPRET DIM & TOL PER ASME Y14.5M - 1994. REMOVE BURRS. COUNTERSINK INTERNAL THDS 90° TO MAJOR DIA. CHAM EXT THDS 45° TO MINOR DIA. THD LENGTHS AND DEPTHS ARE FOR MIN FULL THDS. THDS PER MIL-S-7742. DIMENSIONS APPLY AFTER FINISHING ALL MACHINED SURFACES. TOTAL RUNOUT WITHIN .005. BREAK SHARP EDGES .005 TO .015. MACHINED FILLET RADII .005 TO .015. WELDING SYMBOLS PER AWS A2.4. ABBREVIATIONS PER MIL-STD-12.
.0135 THRU .125	+ .004 / - .001	
.1260 THRU .250	+ .005 / - .001	
.2510 THRU .500	+ .006 / - .001	
.5010 THRU .750	+ .008 / - .001	
.7510 THRU 1.000	+ .010 / - .001	
1.001 THRU 2.000	+ .012 / - .001	

THIRD ANGLE PROJECTION USA

UNLESS OTHERWISE SPECIFIED: DIMENSIONS ARE IN INCHES. TOLERANCES ARE:
 DECIMALS .XX ± .010 .XXX ± .005
 ANGLES ± 1°
 MATERIAL: N/A
 FINISH: N/A
 DO NOT SCALE DRAWING

CONTRACT NO.		APPROVALS		DATE
ORIG	P.C.	CSJ	CSJ	4/19/04
CHK				06.07.07
APP				06.07.07
APP				

DYTRAN INSTRUMENTS, INC. Chatsworth, CA

TITLE: **OUTLINE/INSTALLATION DRAWING MODEL 3093M10**

SIZE B	CAGE CODE 2W033	DWG NO 127-3093M10	REV A
SCALE: 4:1	SOLIDWORKS	SHEET 1 of 1	

3093M10

PERFORMANCE SPECIFICATION

DOC NO
PS3093M10

Accelerometer, Triaxial, IEPE

REV B, ECN 11372, 10/13/14



- GROUND ISOLATED
- HERMETICALLY SEALED
- TEDS FUNCTION

	ENGLISH		SI	
Weight, MAX	0.4	oz	10	grams
Size	0.96	inch	25	mm
Length	0.59	inch	15	mm
Width	0.61	inch	16	mm
Height	10-32 UNC-2B		10-32 UNC-2B	
Mounting	4-pin		4-pin	
Connector [1]	Ti-6 AL-4V		Ti-6 AL-4V	
Material	Ti-6 AL-4V		Ti-6 AL-4V	
Housing	Case Isolated		Case Isolated	
Material	Piezoelectric		Piezoelectric	
Isolation	Shear		Shear	
Sensing Element				
Material				
Mode				

PHYSICAL

Weight, MAX
Size

Length
Width
Height

Mounting
Connector [1]

Housing

Sensing Element

PERFORMANCE

Sensitivity, ±5% [2]
Acceleration Range, ±
Frequency Range, ±5%
Resonance Frequency
Linearity [3]
Transverse Sensitivity, Max
Noise Floor

50	mV/g	5.1	mV/m/s ²
100	Gpeak	981	m/s ² peak
2-5000	Hz	2-5000	Hz
>30	kHz	>30	kHz
1	%F.S.	1	%F.S.
5	%	5	%
0.007	Grms	0.069	m/s ² rms

ELECTRICAL

Supply Current Range [4]
Compliance Voltage Range
Output Impedance, Typ.
Output Bias Voltage
Discharge Time Constant

2 to 20	mA	2 to 20	mA
+18 to +30	VDC	+18 to +30	VDC
100	Ω	100	Ω
+11 to +13	VDC	+11 to +13	VDC
.2 to 1.0	Sec	.2 to 1.0	Sec

ENVIRONMENTAL

Shock Max
Vibration Max
Operating Temperature
TEDS Operating Temperature
Seal
Electical Isolation
TEDS Feature

5000	g pk	49050	m/s ²
1000	g pk	9810	m/s ²
-60 to +250	°F	-51 to +121	°C
-60 to +185	°F	-51 to +85	°C
Hermetic		Hermetic	
10	MΩ, min	10	MΩ, min
IEEE 1451.4		IEEE 1451.4	

This family also includes:

Model	Sensitivity (mV/g)	Range (Gpeak)	Resolution (Grms)	Oper. Temp(°F)	TC

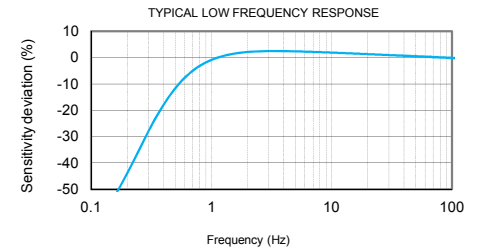
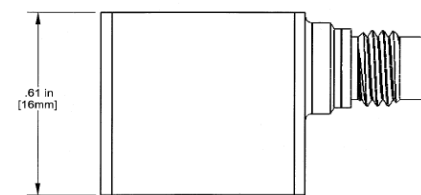
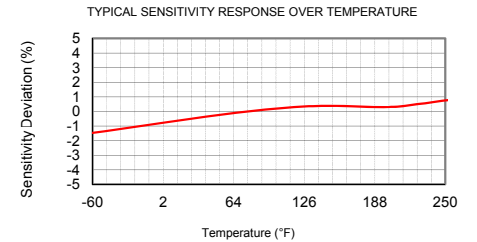
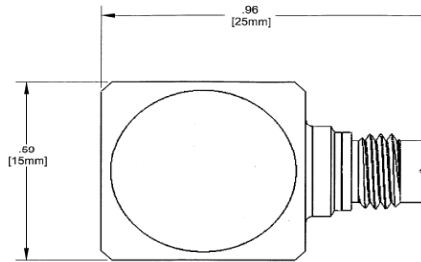
Please refer to the performance specifications of the products in this family for detailed description.

Supplied Accessories:

- 1) Model 6200 Mounting Stud
- 2) Accredited Calibration Certificate (ISO 17025).

Notes:

- [1] Glass to Metal Seal connector. Mates with Dytran cable Model 6811AXX (XX=length in feet).
- [2] Measured At 100 Hz, 1 Grms per ISA RP 37.2.
- [3] Linearity is % of specified full scale (or any less full-scale range), zero-based best fit straight line method.
- [4] Do not apply power to this device without current limiting, 20mA Max, to do so will destroy the integral IC amplifier.



Units on the line drawing are in inches, units in brackets are in millimeters. Refer to 127-3093M10 for more informatior



21592 Marilla Street, Chatsworth, California 91311 Phone: 818.700.7818 Fax:818.700.7880
www.dytran.com For permission to reprint this content, please contact info@dytran.com