

**PROPRIETARY AND CONFIDENTIAL**

THE INFORMATION CONTAINED IN THIS DRAWING IS THE SOLE PROPERTY OF DYTRAN INSTRUMENTS INC. ANY REPRODUCTION IN PART OR AS A WHOLE WITHOUT THE WRITTEN PERMISSION OF DYTRAN INSTRUMENTS INC. IS PROHIBITED

**7 CABLE TOLERANCES**

ENGLISH		[METRIC]	
≥ 1 FT	+1/-0 IN	≥ 0.3 m	+25 mm -0 mm
>1 FT - 5 FT	+2/-0 IN	> 0.3 m- 1.5 m	+50 mm -0 mm
>5 FT - 10 FT	+4/-0 IN	>1.5 m -3 m	+100 mm -0 mm
>10 FT - 25 FT	+6/-0 IN	> 3 m -7.5 m	+150 mm -0 mm
>25 FT	+5%/-0%	> 7.5 m	+5%/-0%

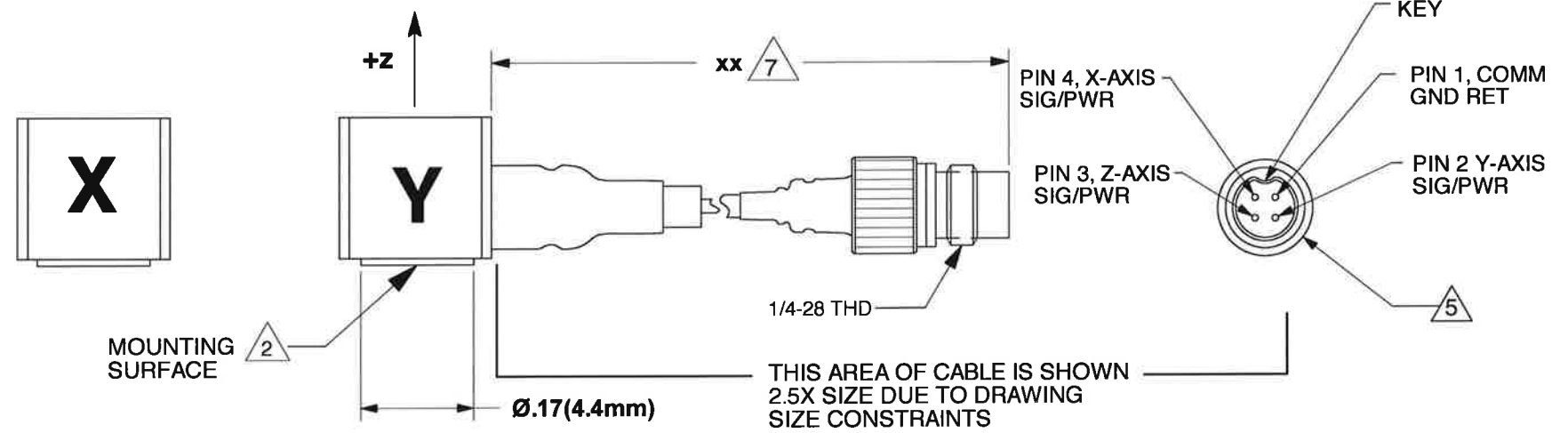
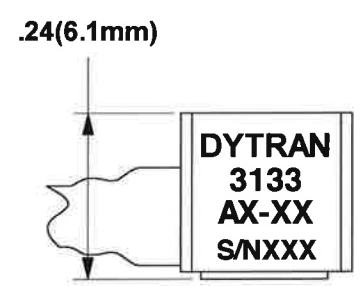
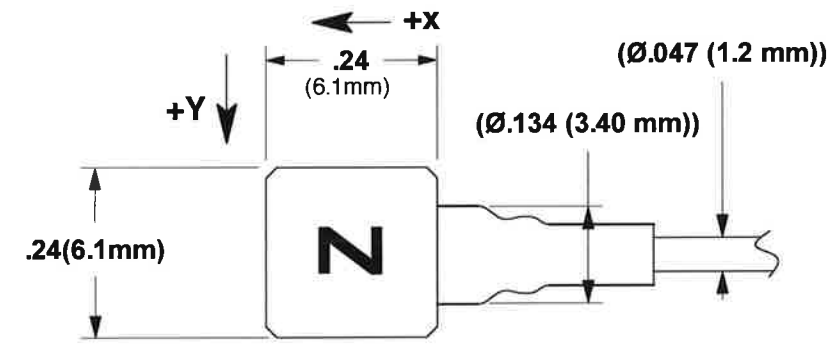
**7 4-WIRE CABLE**

WIRE	36 AWG, 7/44 SILVER PLATED COPPER
WIRE INSULATION	PFA, .006 NOMINAL WALL
SHIELD	44 AWG DILVER PLATED SOFT COPPER BRAID
JACKET	PFA, WHITE, .006 INCH NOMINAL WALL
DIAMETER	Ø.045 NOMINAL
TEMP	-196°C TO +200° C
VOLTAGE	150 VOLTS AC

REV	ECN	DESCRIPTION	BY/DATE	CHK	APPR
H	12409	UPDATED VIEW OF CONNECTOR (KNURLING)	JS 12/15/15	LA	LN
J	12992	3133A5 SENSITIVITY WAS: 0.25 Mv/g (+/-25%)	JS 10/07/16	LA	LN
K	13061	REVISED "DYTRAN" TO REFLECT MARKING, AS SHIPPED	JS 10/07/16	RA	LN
L	13832	SEE ECN	RA 11/13/17	Sp	RS

**VARIATION CHART**

MODEL	SENSITIVITY	LENGTH <sup>7</sup>
3133A1	10 mV/g (±15%)	36 IN
3133A2	2 mV/g (±25%)	36 IN
3133A3	5 mV/g (±20%)	36 IN
3133A4	0.7 mV/g (±25%)	36 IN
3133A5	0.2 mV/g (±25%)	36 IN
3133A1-05	10 mV/g (±15%)	5 FT
3133A2-05	2 mV/g (±25%)	5 FT
3133A3-05	5 mV/g (±20%)	5 FT



<sup>7</sup> LENGTH OF CABLE ASSEMBLY IS DESIGNATED BY XX IN NUMBER (3133AX-XX). XX EQUALS CABLE LENGTH (SEE CHART) (I.E. 3133A1-05 IS A 5 FT LENGTH CABLE ASSEMBLY)

- MODEL 6298 PETRO MOUNTING WAX IS INCLUDED.
- MATING CABLES ARE MODELS 6824AXX (SANTOPRENE), OR 6811AXX, (TEFLON) 4-PIN CONNECTOR TO 3 BNC'S. "XX" IS THE CABLE LENGTH IN FEET. EX. :CABLE MOD. 6811A3 (3 FT. NOM.).
- HOUSING MATERIAL: TITANIUM.
- THE LETTERS "X", "Y", & "Z" INDICATE THE DIRECTION OF ACCELERATION OF EACH AXIS FOR POSITIVE GOING OUTPUT VOLTAGE (AS THE MARKED SURFACE ACCELERATES TOWARD THE VIEWER.) SEE DIRECTIONAL ARROWS ON FACE OF DRAWING.
- FOR BEST FREQUENCY RESPONSE, PREPARE FLAT MOUNTING SURFACE OF AT LEAST .20 DIAMETER, FLAT TO .0001 TIR. APPLY ONE DROP OF CYANOACRYLATE ADHESIVE TO MOUNT THE ACCELEROMETER.
- WEIGHT, LESS CABLE: 0.8 GRAMS.

**NOTES: UNLESS OTHERWISE SPECIFIED**

UNLESS OTHERWISE SPECIFIED: INTERPRET DIM & TOL PER ASME Y14.5M - 1994. REMOVE BURRS. COUNTERSINK INTERNAL THDS 90° TO MAJOR DIA. CHAM EXT THDS 45° TO MINOR DIA. THD LENGTHS AND DEPTHS ARE FOR MIN FULL THDS. DIMENSIONS APPLY AFTER FINISHING.

ALL MACHINED SURFACES. TOTAL RUNOUT WITHIN .005. BREAK SHARP EDGES .005 TO .010. MACHINED FILLET RADII .005 TO .015. WELDING SYMBOLS PER AWS A2.4. ABBREVIATIONS PER MIL-STD-12.

APPROVALS		DATE
DRAWN	N.C.	11-10-08
DESIGN	N.C.	11-10-08
CHK	D.V.	05-18-09
APP	ANS	05-26-09

DO NOT SCALE DRAWING

**DYTRAN INSTRUMENTS, INC.** MASTER ONLY IF IN RED


Chattsworth, CA

**TITLE:** OUTLINE/INSTALLATION DRAWING, MODEL SERIES 3133A TRIAXIAL ACCELEROMETERS

SIZE	CAGE CODE	DWG NO	REV
B	2W033	127-3133A	L

SCALE: NONE ASHLAR GRAPHITE SHEET 1 OF 1

<b>Model Number</b> 3133A3-XX	<b>PERFORMANCE SPECIFICATION</b>	<b>DOC NO</b> PS3133A3-XX
	<b>Accelerometer, Triaxial, IEPE</b>	REV A, ECN 13832, 11/10/17



- **ULTRA MINIATURE SIZE**
- **IDEAL LOW FREQUENCY RESPONSE**

		ENGLISH		SI	
PHYSICAL	Weight	oz	0.03	grams	0.8
	Size	Width	inch	mm	6.1
		Height	inch	mm	6.1
	Mounting		Adhesive		Adhesive
	Integral Cable	Type	TFE		TFE
	Connector	Type	4-pin		4-pin
	Housing	Material	Titanium		Titanium
		Isolation	Case Ground		Case Ground
	Sensing Element	Material	Ceramic		Ceramic
	Mode		Shear		Shear

**PERFORMANCE**

Sensitivity [1], [2], ± 20%	mV/g	5	mV/m/s <sup>2</sup>	0.5
Acceleration Range	Gpeak	1000	m/s <sup>2</sup> peak	9810
Frequency Range Axis, ±5%	Hz	0.3 to 6000	Hz	0.3 to 6000
Frequency Range Axis, ±10%	Hz	0.25 to 10000	Hz	0.25 to 10000
Linearity [4]	% F.S.	± 1	% F.S.	± 1
Resonance Frequency	kHz	>35	kHz	>35
Transverse Sensitivity	%	6	%	6
Bias Voltage	VDC	+8 to +10	VDC	+8 to +10
Output Impedance	Ω	100	Ω	100
Noise floor	Grms	0.06	m/s <sup>2</sup> rms	0.59
Discharge Time Constant	seconds	1.0 to 1.5	seconds	1.0 to 1.5
Spectral Noise	1Hz	μGrms/sqr(Hz)	μm/s <sup>2</sup> rms/sqr(Hz)	39240
	10Hz	μGrms/sqr(Hz)	μm/s <sup>2</sup> rms/sqr(Hz)	19620
	100Hz	μGrms/sqr(Hz)	μm/s <sup>2</sup> rms/sqr(Hz)	4905
	1000Hz	μGrms/sqr(Hz)	μm/s <sup>2</sup> rms/sqr(Hz)	1962
	10000Hz	μGrms/sqr(Hz)	μm/s <sup>2</sup> rms/sqr(Hz)	883

**ENVIRONMENTAL**

Shock	Gpeak	3000	m/s <sup>2</sup>	29430
Vibration	Gpeak	900	m/s <sup>2</sup>	8829
Operating Temperature	°F	-67 to +320	°C	-55 to +160
Seal		Epoxy		Epoxy
Magnetic Sensitivity at 100 Gauss	g/Gauss	0.00004	m/s <sup>2</sup> /Gauss	0.00039
Base Strain Sensitivity	g/με	0.15	m/s <sup>2</sup> /με	1.47
<b>POWER</b>				
Compliance Voltage	VDC	+18 to +30	VDC	+18 to +30
Current Range	mA	2 to 20	mA	2 to 20

**This family also includes:**

Model	Sensitivity (mV/g)	Range (Gpeak)	Resolution (Grms)	Oper. Temp(°F)	TC
3133A1-XX	10	500	0.02	-67 to 320	1.0 to 1.5
3133A2-XX	2	2500	0.15	-67 to 320	0.3 to 2.5

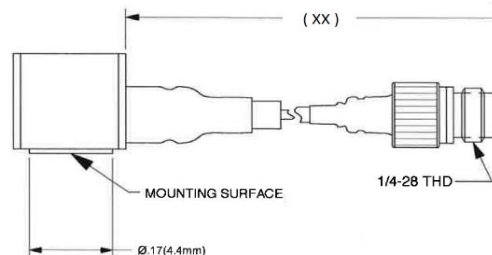
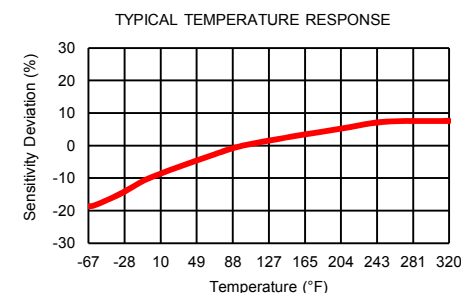
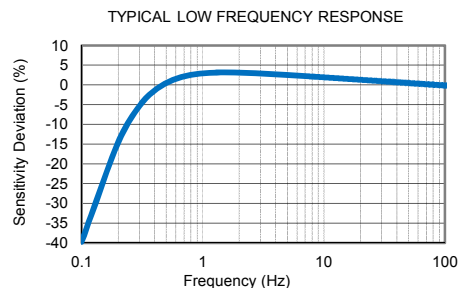
Please, refer to the performance specifications of the products in this family for detailed description

**Supplied Accessories:**

- 1) Model 6298 small petro wax
- 2) Model 6741 removal tool
- 3) Accredited calibration certificate (ISO 17025)

**Notes:**

- [1] Measured at 100 Hz, 10 Grms
- [2] Actual sensitivity is given on a calibration certificate
- [3] Do not apply power to this device without current limiting, 20mA max, to do so will destroy the integral IC amplifier
- [4] Measured using zero-based straight line method, % of F.S. or any lesser range.



Units on the line drawing are in inches, units in brackets are in millimeters. Refer to 127-3133A for more information



21592 Marilla Street, Chatsworth, California 91311 Phone: 818.700.7818 Fax:818.700.7880 www.dytran.com For permission to reprint this content, please contact info@dytran.com