

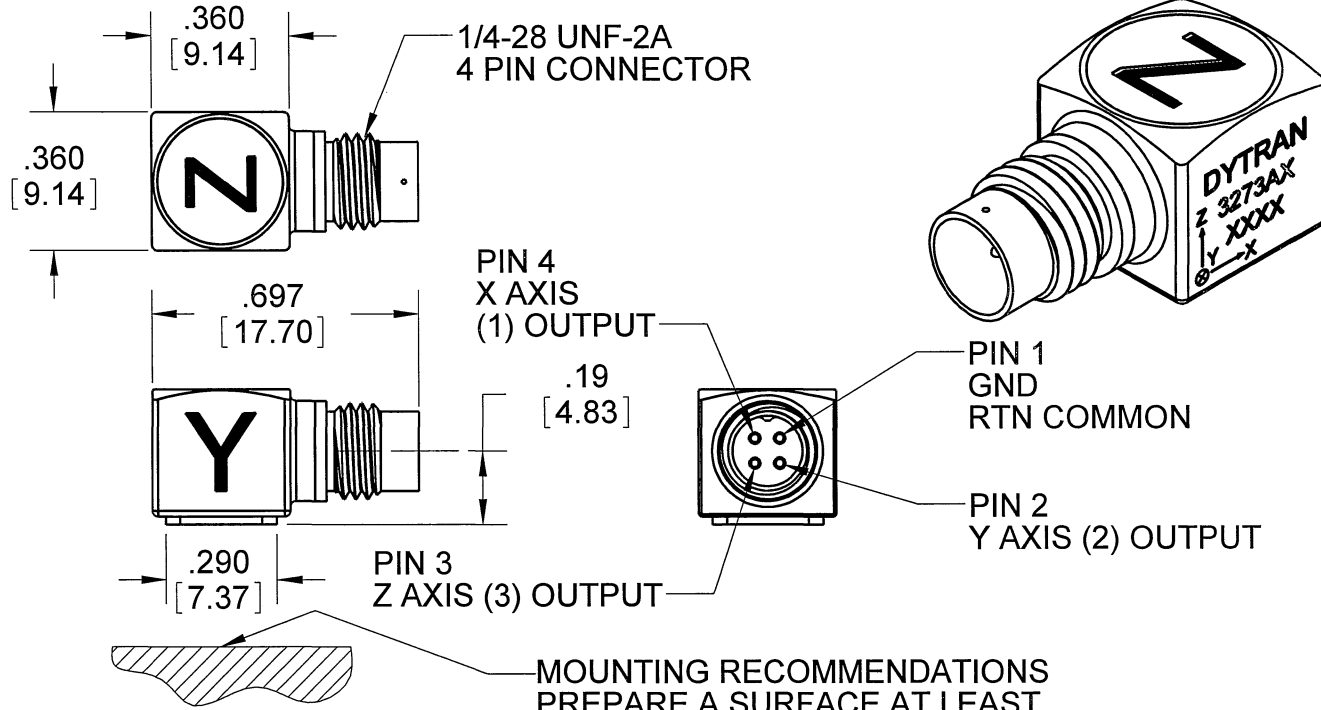
**PROPRIETARY AND CONFIDENTIAL**

THE INFORMATION CONTAINED IN THIS DRAWING IS THE SOLE PROPERTY OF DYTRAN INSTRUMENTS INC. ANY REPRODUCTION IN PART OR AS A WHOLE WITHOUT THE WRITTEN PERMISSION OF DYTRAN INSTRUMENTS, INC. IS PROHIBITED

**REVISIONS**

REV	ECN	DESCRIPTION	BY/DATE	CHK	APPR
D	7027	ADDED NOTE 4	JS 08/18/10	RA	JS

MODEL	SENSITIVITY
3273A1	10mV/G
3273A2	100mV/G
3273A4	50mV/G



**MOUNTING RECOMMENDATIONS**  
 PREPARE A SURFACE AT LEAST .300 BY .300. SURFACE FLATNESS MUST BE EQUAL OR BETTER THAN .0001 TIR. USE ONE DROP OF CYANOACRYLATE TO MOUNT THE ACCELEROMETER.

4. TO MATE CABLE TO CONNECTOR INSERT PLUG AND ENGAGE KEYWAY BEFORE TURNING COUPLING NUT.
3. HOUSING/CONNECTOR MATERIAL: TITANIUM
2. ARROWS INDICATE DIRECTIONS OF ACCELERATION FOR POSITIVE OUTPUT.
1. WEIGHT: 3.0 GRAMS

NOTES: UNLESS OTHERWISE SPECIFIED.

UNLESS OTHERWISE SPECIFIED: INTERPRET DIM & TOL PER ASME Y14.5M - 1994. REMOVE BURRS. COUNTERSINK INTERNAL THDS 90° TO MAJOR DIA. CHAM EXT THDS 45° TO MINOR DIA. THD LENGTHS AND DEPTHS ARE FOR MIN FULL THDS. THDS PER MIL-S-7742. DIMENSIONS APPLY AFTER FINISHING.	
SERIES	UNLESS OTHERWISE SPECIFIED: DIMENSIONS ARE IN INCHES. DIMENSIONS IN BRACKETS [ ] ARE IN MILLIMETERS TOLERANCES ARE: INCHES METRIC ANGLES .XX ± .03 .X ± 0.8 ± 1° .XXX ± 0.10 .XX ± 0.25
USED ON	NEXT ASSY
APPLICATION	
THIRD ANGLE PROJECTION USA	
ALL MACHINED SURFACES. <sup>63</sup> TOTAL RUNOUT WITHIN .005. BREAK SHARP EDGES .005 TO .010. MACHINED FILLET RADII .005 TO .015. WELDING SYMBOLS PER AWS A2.4. ABBREVIATIONS PER MIL-STD-12.	

CONTRACT NO.	
APPROVALS	
ORIG	DATE
CHK	9/30/08
APP	DV 10/17/08
APP	ANS 10/17/08
MATERIAL	
FINISH	
DO NOT SCALE DRAWING	

**DYTRAN INSTRUMENTS, INC.** MASTER ONLY IF IN RED  
 Chatsworth, CA

TITLE: **OUTLINE/INSTALLATION DRAWING, 3273A SERIES**

SIZE	CAGE CODE	DWG. NO.	REV
<b>A</b>	<b>2W033</b>	<b>127-3273A</b>	<b>D</b>
SCALE: 4:1		SOLIDWORKS	SHEET 1 OF 1

# 3273A1

# PERFORMANCE SPECIFICATION

REV K, ECN 11192 07/25/14

Accelerometer, Triaxial, IEPE



Actual Size

- **ULTRA LOW FREQUENCY RESPONSE**
- **ULTRA LOW NOISE LEVEL**
- **WEIGHT ONLY 2.7 GRAMS**

### PHYSICAL

	ENGLISH		SI	
Weight	0.096	oz	2.7	grams
Mounting	Adhesive		Adhesive	
Connector [1]	4-pin		4-pin	
Housing	Type	Ti-6 AL-4V	Type	Ti-6 AL-4V
	Material	Ti-6 AL-4V	Material	Ti-6 AL-4V
Sensing Element	Isolation	Case ground	Isolation	Case ground
	Material	Ceramic	Material	Ceramic
	Mode	Shear	Mode	Shear

### PERFORMANCE

	ENGLISH		SI		
Sensitivity, ±10% [2]	10	mV/g	1.02	mV/m/s <sup>2</sup>	
Acceleration Range	+/- 500	Gpeak	+/- 4905	m/s <sup>2</sup> peak	
Frequency Range, ±15%	.3-10,000	Hz	.3-10,000	Hz	
Frequency Range, ± 5%	.5 - 3000	Hz	.5 - 3000	Hz	
Resonance Frequency	>24	kHz	>24	kHz	
Linearity [3]	1	%F.S.	1	%F.S.	
Phase Response, ± 5°	2.3 to 3000	Hz	2.3 to 3000	Hz	
Transverse Sensitivity Max	5	%	5	%	
Noise floor, Max	0.003	Grms	0.029	m/s <sup>2</sup> rms	
Spectral Noise	1Hz	629	μGrms/sqr(Hz)	6166	μm/s <sup>2</sup> rms/sqr(Hz)
	10Hz	110	μGrms/sqr(Hz)	1074	μm/s <sup>2</sup> rms/sqr(Hz)
	100Hz	67	μGrms/sqr(Hz)	657	μm/s <sup>2</sup> rms/sqr(Hz)
	1000Hz	31	μGrms/sqr(Hz)	304	μm/s <sup>2</sup> rms/sqr(Hz)
	10000Hz	16	μGrms/sqr(Hz)	157	μm/s <sup>2</sup> rms/sqr(Hz)

### ELECTRICAL

	ENGLISH		SI	
Supply Current Range [4]	2 to 20	mA	2 to 20	mA
Compliance Voltage Range	+18 to +30	VDC	+18 to +30	VDC
Output Impedance, Typ.	100	Ω	100	Ω
Output Bias Voltage	11 to 13	VDC	11 to 13	VDC
Discharge Time Constant	0.5 to 1.5	sec	0.5 to 1.5	sec

### ENVIRONMENTAL

	ENGLISH		SI	
Shock Max	5000	g pk	49050	m/s <sup>2</sup>
Vibration Max	3000	g pk	29430	m/s <sup>2</sup>
Operating Temperature	-60 to +225	°F	-51 to +107	°C
Seal	Hermetic		Hermetic	
Magnetic Sensitivity at 100 Gauss	0.00007	g/Gauss	0.00069	m/s <sup>2</sup> /Gauss
Base Strain Sensitivity	0.02	g/με	0.1962	m/s <sup>2</sup> /με

### This family also includes:

Model	Sensitivity (mV/g)	Range (Gpeak)	Resolution (Grms)	Oper. Temp(°F)	TC
3273A2	100	50	0.00095	-60 to +165	0.5 - 1.5
3273A4	50	100	0.002	-60 to +185	0.5 - 1.5

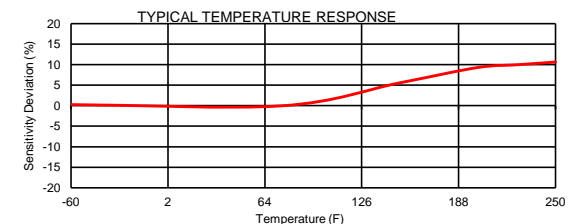
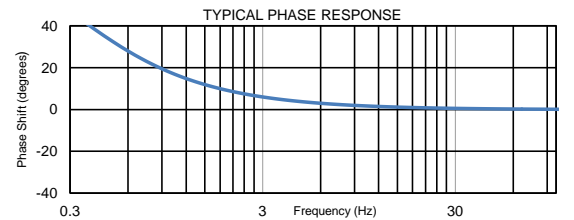
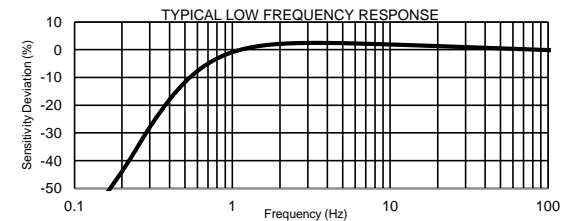
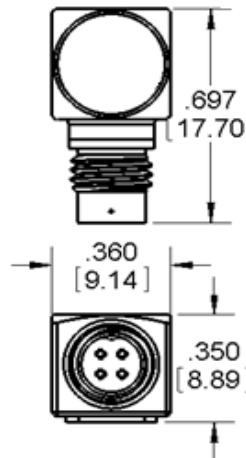
Please, refer to the performance specifications of the products in this family for detailed description

### Supplied Accessories:

1) Accredited calibration certificate (ISO 17025)

### Notes:

- [1] Glass to metal Seal connector. Mates with Dytran cable model 6811AXX or 6824AXX (XX =length in feet)
- [2] Measured at 100 Hz, 5 Grms per ISA RP 37.2
- [3] Linearity is % of specified full scale (or any less full-scale range), zero-based best fit straight line method.
- [4] Do not apply power to this device without current limiting, 20mA Max, to do so will destroy the integral IC amplifier
- [5] In the interest of constant product improvement, we reserve the right to change specifications without notice.



Units on the line drawing are in inches, units in brackets are in millimeters. Refer to 127-3273A for more information.



21592 Marilla Street, Chatsworth, California 91311 Phone: 818.700.7818 Fax:818.700.7880  
 www.dytran.com For permission to reprint this content, please contact info@dytran.com