

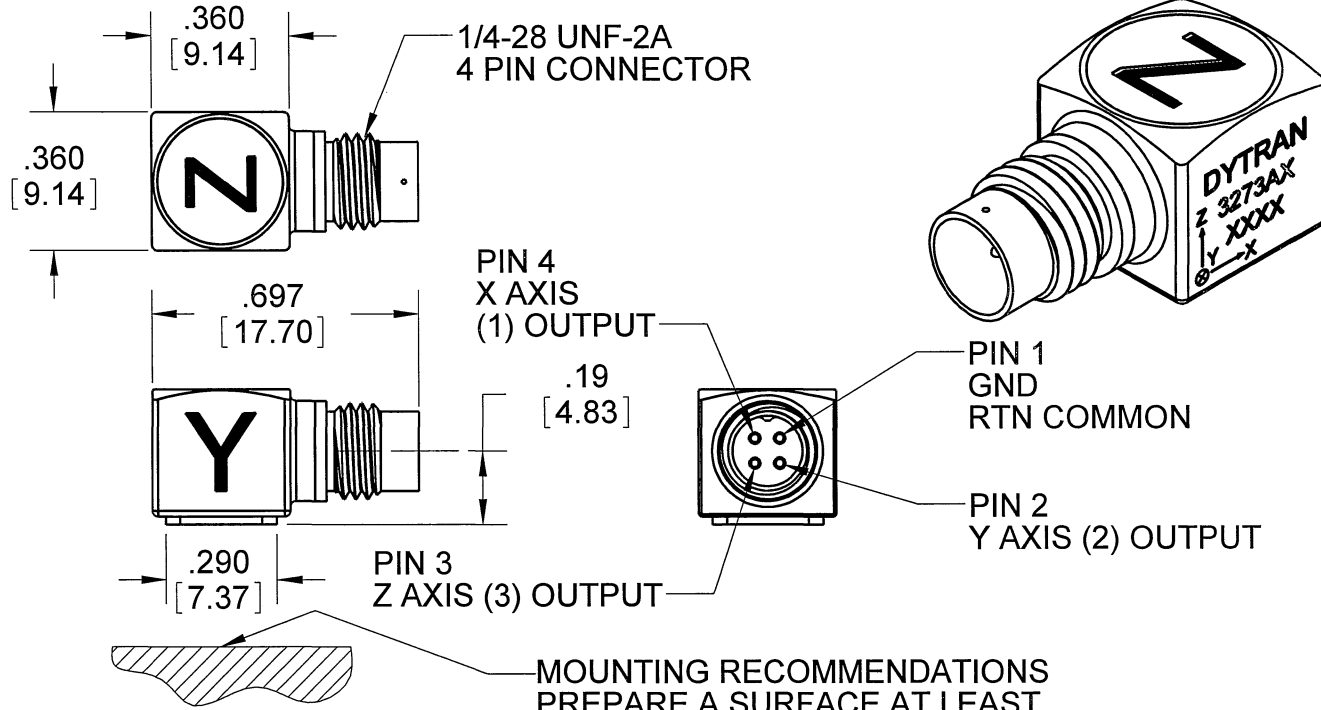
PROPRIETARY AND CONFIDENTIAL

THE INFORMATION CONTAINED IN THIS DRAWING IS THE SOLE PROPERTY OF DYTRAN INSTRUMENTS INC. ANY REPRODUCTION IN PART OR AS A WHOLE WITHOUT THE WRITTEN PERMISSION OF DYTRAN INSTRUMENTS, INC. IS PROHIBITED

REVISIONS

REV	ECN	DESCRIPTION	BY/DATE	CHK	APPR
D	7027	ADDED NOTE 4	JS 08/18/10	RA	JS

MODEL	SENSITIVITY
3273A1	10mV/G
3273A2	100mV/G
3273A4	50mV/G



4. TO MATE CABLE TO CONNECTOR INSERT PLUG AND ENGAGE KEYWAY BEFORE TURNING COUPLING NUT.
3. HOUSING/CONNECTOR MATERIAL: TITANIUM
2. ARROWS INDICATE DIRECTIONS OF ACCELERATION FOR POSITIVE OUTPUT.
1. WEIGHT: 3.0 GRAMS

MOUNTING RECOMMENDATIONS
 PREPARE A SURFACE AT LEAST
 .300 BY .300. SURFACE FLATNESS MUST
 BE EQUAL OR BETTER THAN .0001 TIR.
 USE ONE DROP OF CYANOACRYLATE
 TO MOUNT THE ACCELEROMETER.

NOTES: UNLESS OTHERWISE SPECIFIED.

UNLESS OTHERWISE SPECIFIED: INTERPRET DIM & TOL PER ASME Y14.5M - 1994. REMOVE BURRS. COUNTERSINK INTERNAL THDS 90° TO MAJOR DIA. CHAM EXT THDS 45° TO MINOR DIA. THD LENGTHS AND DEPTHS ARE FOR MIN FULL THDS. THDS PER MIL-S-7742. DIMENSIONS APPLY AFTER FINISHING.	
SERIES	
USED ON	NEXT ASSY
APPLICATION	
THIRD ANGLE PROJECTION USA	
ALL MACHINED SURFACES. ⁶³ TOTAL RUNOUT WITHIN .005. BREAK SHARP EDGES .005 TO .010. MACHINED FILLET RADII .005 TO .015. WELDING SYMBOLS PER AWS A2.4. ABBREVIATIONS PER MIL-STD-12.	

UNLESS OTHERWISE SPECIFIED: DIMENSIONS ARE IN INCHES. DIMENSIONS IN BRACKETS [] ARE IN MILLIMETERS TOLERANCES ARE: INCHES METRIC ANGLES .XX ± .03 .X ± 0.8 ± 1° .XXX ± 0.10 .XX ± 0.25	
MATERIAL	
FINISH	
DO NOT SCALE DRAWING	

CONTRACT NO.	
APPROVALS	
ORIG	DATE
CHK	9/30/08
APP	DV 10/17/08
APP	ANS 10/17/08

Chatsworth, CA

MASTER ONLY IF IN RED

TITLE: **OUTLINE/INSTALLATION DRAWING, 3273A SERIES**

SIZE	CAGE CODE	DWG. NO.	REV
A	2W033	127-3273A	D
SCALE: 4:1		SOLIDWORKS	SHEET 1 OF 1

Model Number 3273A2	PERFORMANCE SPECIFICATION	DOC NO PS3273A2
	Accelerometer, Triaxial, IEPE	REV M, ECN 13591, 07/31/17



- **ULTRA LOW FREQUENCY RESPONSE**
- **ULTRA LOW NOISE LEVEL**
- **WEIGHT ONLY 2.7 GRAMS**

ENGLISH		SI	
---------	--	----	--

PHYSICAL

Weight		0.096	oz	2.7	grams
Mounting		Adhesive		Adhesive	
Connector [1]	Type	4-pin		4-pin	
	Material	Ti-6 AL-4V		Ti-6 AL-4V	
Housing	Material	Ti-6 AL-4V		Ti-6 AL-4V	
	Isolation	Case ground		Case ground	
Sensing Element	Material	Ceramic		Ceramic	
	Mode	Shear		Shear	

PERFORMANCE

Sensitivity, ±10%[2]		100	mV/g	10.19	mV/m/s ²
Acceleration Range		+/-50	Gpeak	+/-491	m/s ² peak
Frequency Range, ±5%		.7 - 3000	Hz	.7 - 3000	Hz
Frequency Range, ±15%		.42 - 10,000	Hz	.42 - 10,000	Hz
Phase Response, ±5°		4.0 to 3000	Hz	4.0 to 3000	Hz
Resonance Frequency		>24	kHz	>24	kHz
Linearity [3]		1	%F.S.	1	%F.S.
Transverse Sensitivity Max		6	%	6	%
Noise floor, Max		0.00095	Grms	0.009	m/s ² rms
Spectral Noise	1Hz	207	µGrms/sqr(Hz)	2031	µm/s ² rms/sqr(Hz)
	10Hz	52	µGrms/sqr(Hz)	510	µm/s ² rms/sqr(Hz)
	100Hz	32	µGrms/sqr(Hz)	314	µm/s ² rms/sqr(Hz)
	1000Hz	11	µGrms/sqr(Hz)	108	µm/s ² rms/sqr(Hz)
	10000Hz	8	µGrms/sqr(Hz)	78	µm/s ² rms/sqr(Hz)

ELECTRICAL

Supply Current Range [4]		2 to 20	mA	2 to 20	mA
Compliance Voltage Range		+18 to +30	VDC	+18 to +30	VDC
Output Impedance, Typ.		100	Ω	100	Ω
Output Bias Voltage		+11 to +13	VDC	+11 to +13	VDC
Discharge Time Constant		0.5 to 1.5	sec	0.5 to 1.5	sec

ENVIRONMENTAL

Shock Max		5000	g pk	49050	m/s ²
Vibration Max		3000	g pk	29430	m/s ²
Operating Temperature		-60 to +165	°F	-51 to +74	°C
Seal		Hermetic		Hermetic	
Magnetic Sensitivity at 100 Gauss		0.000013	g/Gauss	0.00013	m/s ² /Gauss
Base Strain Sensitivity		0.02	g/µε	0.1962	m/s ² /µε

This family also includes:

Model	Sensitivity (mV/g)	Range (Gpeak)	Resolution (Grms)	Oper. Temp(°F)	TC
3273A1	10	500	0.003	-60 to +225	0.5 - 1.5
3273A4	50	100	0.002	-60 to +185	0.5 - 1.5

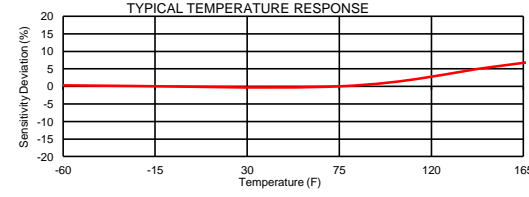
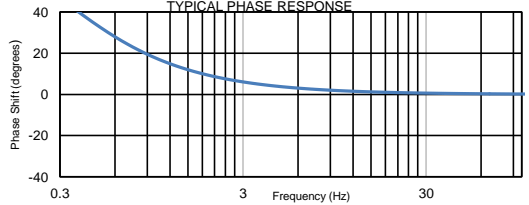
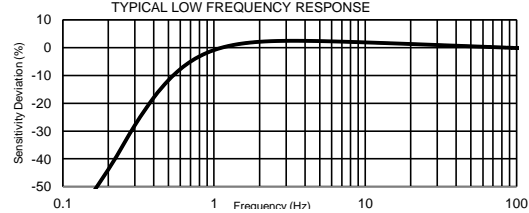
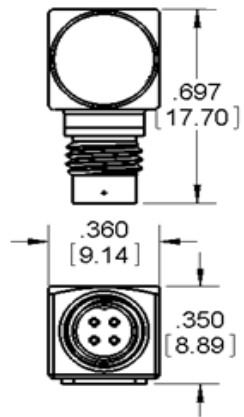
Please, refer to the performance specifications of the products in this family for detailed description

Supplied Accessories:

- 1) Accredited calibration certificate (ISO 17025)

Notes:

- [1] Glass to metal Seal connector. Mates with Dytran cable model 6811AXX or 6824AXX (XX=length in feet)
 [2] Measured at 100 Hz, 5 Grms per ISA RP 37.2
 [3] Linearity is % of specified full scale (or any less full-scale range), zero-based best fit straight line method.
 [4] Do not apply power to this device without current limiting, 20mA Max, to do so will destroy the integral IC amplifier
 [5] In the interest of constant product improvement, we reserve the right to change specifications without notice.



Units on the line drawing are in inches, units in brackets are in millimeters. Refer to 127-3273A for more information.



21592 Marilla Street, Chatsworth, California 91311 Phone: 818.700.7818 Fax: 818.700.7880
 www.dytran.com For permission to reprint this content, please contact info@dytran.com