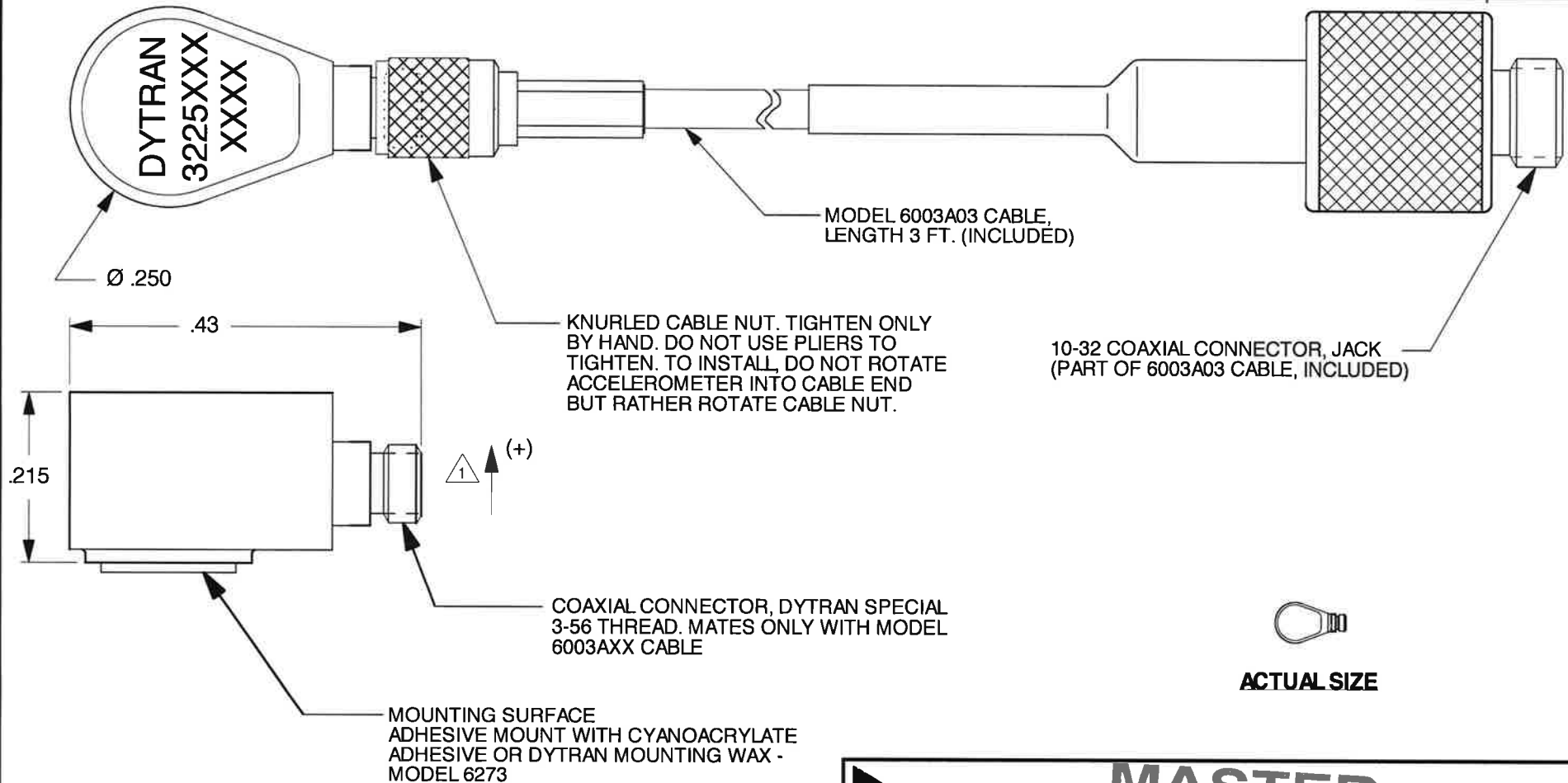


REV	ECN	DESCRIPTION	BY/DATE	CHK	APPR
B	6955	SEE ECN	RLA 07/20/10	DV	ANS
C	9494	UPDATED VIEW OF CONNECTOR	AB 05/03/13	JS	AS
D	12367	UPDATED MARKING	LA 12/08/15	<i>Sp</i>	AS



3. CASE AND CONNECTOR MATERIAL: TITANIUM.
2. WEIGHT LESS CABLE: 0.85 GRAMS.


1 ARROW INDICATES SENSE AND DIRECTION OF
INPUT ACCELERATION FOR POSITIVE GOING
OUTPUT SIGNAL

DYTRAN INSTRUMENTS, INC.		MASTER ONLY IF IN RED		CHATSWORTH, CA.	
SCALE	5X	REV	DATE	ECN	SEE REV BLOCK
DATE	2/22/05	PART NO.			
DRAWN	N.C.	CHECKED	R.A.	MAT'L	
APPROVED	PML	3/31/05	NEXT ASSEMBLY		USED ON
TITLE					DWG NO.
OUTLINE/INSTALLATION DRAWING, MODEL 3225F1T					127-3225F1T
					SHEET 1 OF 1

MODEL NUMBER 3225F1T	PERFORMANCE SPECIFICATION	DOC NO. PS3225F1T
---------------------------------------	----------------------------------	------------------------------------

ACCELEROMETER, IEPE

REV D, ECN 14181, 04/26/18



- **MINIATURE SIZE**
- **REMOVABLE CABLE WITH 10-32 CONNECTOR**
- **HERMETICALLY SEALED**
- **TEDS FEATURE**

PHYSICAL

	ENGLISH		SI	
Weight	0.03	oz	0.85	grams
Mounting Provision	[1]		[1]	
Connector, Radially Mounted [2]	3-56		3-56	
Cable Length	36	Inches	914	mm
Case Material	Titanium		Titanium	
Sensing Element	Quartz		Quartz	
Material Mode	Shear		Shear	

PERFORMANCE

Sensitivity, ± 10% [3]	10	mV/g	1.0	mV/m/s ²
Range F.S For ± 5 Volts Out	± 500	g's	± 4905	m/s ²
Frequency Response, +/- 10%	1.6 to 10,000	Hz	1.6 to 10,000	Hz
Mounted Resonant Frequency	> 60	kHz	> 60	kHz
Amplitude Non-Linearity [4]	1	% F.S	1	% F.S
Transverse Sensitivity, Max	5	%	5	%
Noise Resolution [7]	0.007	grms	0.07	m/s ² rms
Strain Sensitivity @250µε	0.0005	g/µε	0.00	m/s ² /µε

ENVIRONMENTAL

Maximum Vibration	400	Grms	3924	m/s ² rms
Maximum Shock	5000	Gpeak	49050	m/s ² peak
Temperature Range	-60 to +250	°F	-51 to +121	°C
TEDS Operating Temp.	-40 to +185	°F	-40 to +85	°C
Thermal Coefficient of Sensitivity	0.03	%/°F	0.054	%/°C
Environmental Seal	Hermetic		Hermetic	

ELECTRICAL

Supply Current [5]	2 to 20	mA	2 to 20	mA
Compliance Voltage	+18 to +30	Volts	+18 to +30	Volts
Output Impedance, TYP	100	Ω	100	Ω
Bias Voltage	+7 to +9	VDC	+7 to +9	VDC
Discharge Time Constant	0.3 to 1.0	Sec	0.3 to 1.0	Sec
TEDS Feature	IEEE 1451.4		IEEE 1451.4	

This family also includes:

Model	Sensitivity (mV/g)	Range (g's)	Resolution (Grms)	Oper. Temp(°F)	TC

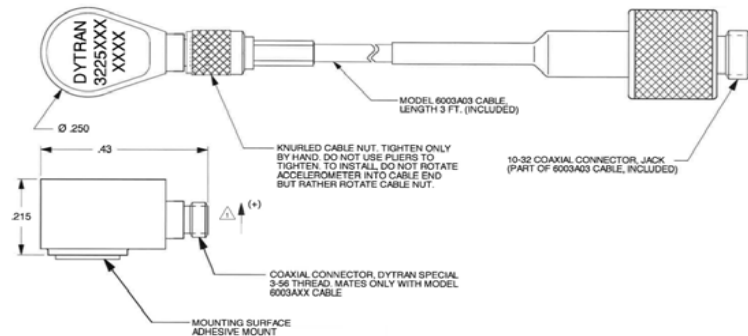
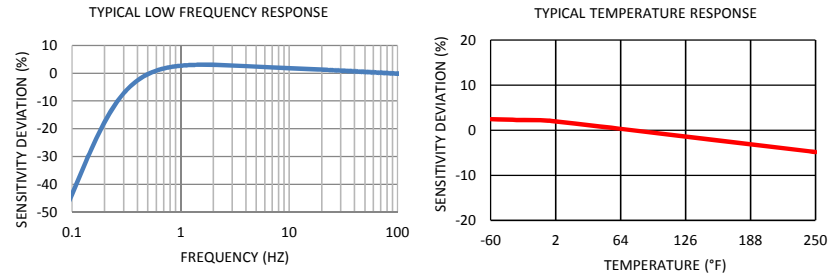
Refer to the performance specifications of the products in this family for detailed description.

Supplied Accessories

- 1) Model 6003A03 cable assbly. (3-foot 3-56 to 10-32)
- 2) Model 6591A installation and removal wrench
- 3) Model 6298 small petro mounting wax
- 4) Accredited calibration certificate (ISO 17025)

Notes:

- [1] Flat mounting surface for adhesive mount.
- [2] Mates with Dytran Cable 6003AXX (XX = Length in Feet)
- [3] Measured at 100 Hz, 1 grms per ISA RP37.2.
- [4] Percent of full scale or any lesser range, zero based best-fit straight line method.
- [5] Do not apply power to this device without current limiting, 20mA max, to do so will destroy the integral IC amplifier
- [6] In the interest of constant product improvement, we reserve the right to change specifications without notice.
- [7] Typical. Not to exceed .010 grms [1.0 m/s²].



Units on the line drawing are in inches, units in brackets are in millimeters. Refer to 127-3225F1T for more information.



21592 Marilla Street, Chatsworth, California 91311 Phone: 818.700.7818 Fax: 818.700.7880 www.dytran.com For permission to reprint this content, please contact info@dytran.com