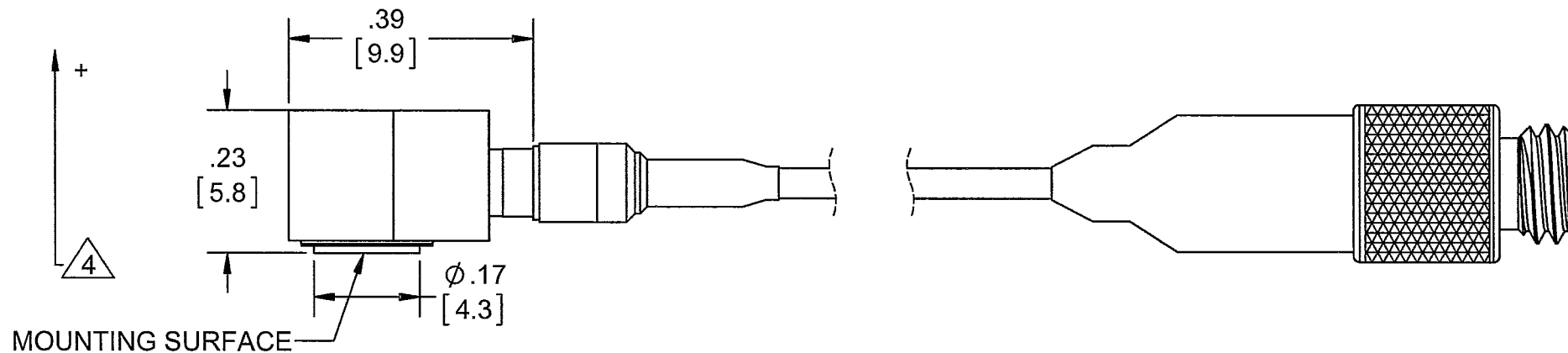
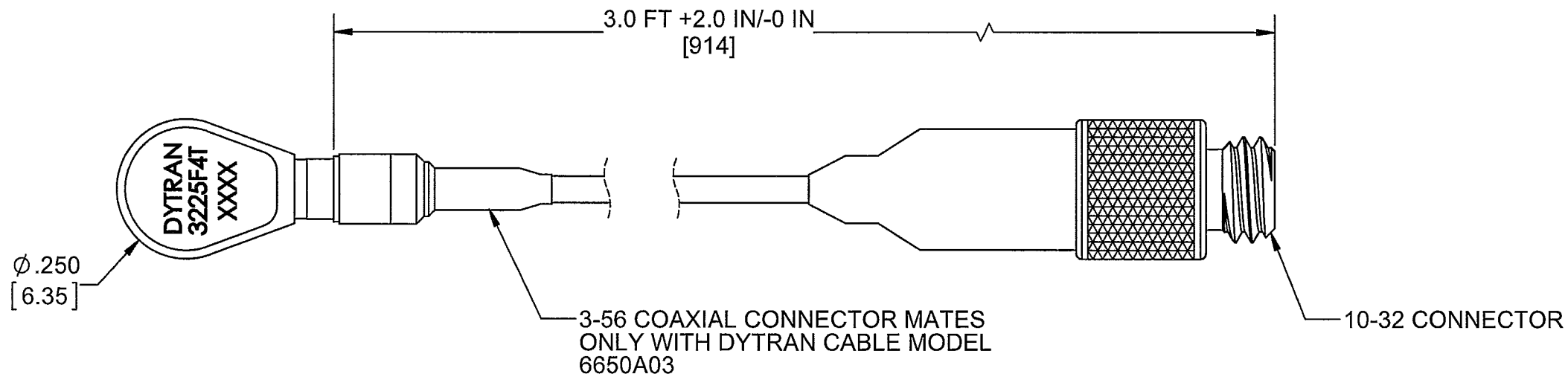


PROPRIETARY AND CONFIDENTIAL

THE INFORMATION CONTAINED IN THIS DRAWING IS THE SOLE PROPERTY OF DYTRAN INSTRUMENTS INC. ANY REPRODUCTION IN PART OR AS A WHOLE WITHOUT THE WRITTEN PERMISSION OF DYTRAN INSTRUMENTS INC. IS PROHIBITED

REVISIONS

REV.	ECN	DESCRIPTION	BY/DATE	CHK	APPR
A	9716	INITIAL RELEASE	AB 03/08/13	JS	DV
B	9494	UPDATED VIEW OF CONNECTOR	AB 05/03/13	<i>JS</i>	<i>DV</i>



UNLESS OTHERWISE SPECIFIED:
 INTERPRET DIM & TOL PER ASME Y14.5M - 1994.
 REMOVE BURRS.
 COUNTERSINK INTERNAL THDS 90° TO MAJOR DIA.
 CHAM EXT THDS 45° TO MINOR DIA.
 THD LENGTHS AND DEPTHS ARE FOR MIN FULL THDS.
 DIMENSIONS APPLY AFTER FINISHING.

UNLESS OTHERWISE SPECIFIED:
 DIMENSIONS ARE IN INCHES.
 DIMENSIONS IN BRACKETS [] ARE IN MILLIMETERS TOLERANCES ARE:

DECIMALS	METRIC	ANGLES
.XX ±.03	.X ± 0.8	±1°
.XXX ±.010	.XX ±0.25	

APPROVALS: ORIG AB 03/07/13, CHK JS 04/05/13, APP *DV* 5/8/13

ALL MACHINED SURFACES. TOTAL RUNOUT WITHIN .005. BREAK SHARP EDGES .005 TO .010. MACHINED FILLET RADII .005 TO .015. WELDING SYMBOLS PER AWS A2.4. ABBREVIATIONS PER MIL-STD-12.

63

THIRD ANGLE PROJECTION USA

DO NOT SCALE DRAWING

DYTRAN INSTRUMENTS, INC. CHATSWORTH, CA

MASTER COPY

TITLE: **OUTLINE INSTALLATION DRAWING 3225F4T**

SIZE **B** CAGE CODE **2W033** DWG NO **127-3225F4T** REV **B**

SCALE: 4:1 SHEET 1 OF 1

- 4 ARROW INDICATES DIRECTION OF ACCELERATION FOR POSITIVE OUTPUT.
3. CASE AND CONNECTOR MATERIAL: TITANIUM
2. WEIGHT LESS CABLE: 0.85 GRAMS MAX.
1. RECOMMENDED MOUNTING ADHESIVE: CYANOACRYLATE.
- NOTES: UNLESS OTHERWISE SPECIFIED

MODEL NUMBER 3225F4T	PERFORMANCE SPECIFICATION	DOC NO. PS3225F4T
ACCELEROMETER , IEPE		REV G, ECN 13568, 07/20/17



- MINIATURE SIZE
- REMOVABLE CABLE WITH 10-32 CONNECTOR
- TEDS FEATURE

This family also includes:

Model	Sensitivity (mV/g)	Range (g's)	Resolution (Grms)	Oper. Temp(*F)	TC
3225F1T	10	500	0.007	-60 TO +250	0.3 TO 0.6

Refer to the performance specifications of the products in this family for detailed description.

Supplied Accessories

- 1) Model 6591A installation wrench
- 2) Model 6298 small petro mounting wax
- 3) Accredited calibration certificate (ISO 17025)

Notes:

- [1] Flat mounting surface for adhesive mount.
- [2] Mates with Dytran cable 6650A03
- [3] Measured at 100 Hz, 1 grms per ISA RP37.2.
- [4] Percent of full scale or any lesser range, zero based best-fit straight line method.
- [5] Do not apply power to this device without current limiting, 20mA max, to do so will destroy the integral IC amplifier
- [6] In the interest of constant product improvement, we reserve the right to change specifications without notice.

PHYSICAL

		ENGLISH		SI	
Weight, Max	(Less Cable)	0.03	oz	0.85	grams
Mounting Provision		[1]		[1]	
Connector	Radially Mounted	3-56		3-56	
Cable Length		36	Inches	914	mm
Case Material		Titanium		Titanium	
Sensing Element	Material	Quartz		Quartz	
	Mode	Shear		Shear	

PERFORMANCE

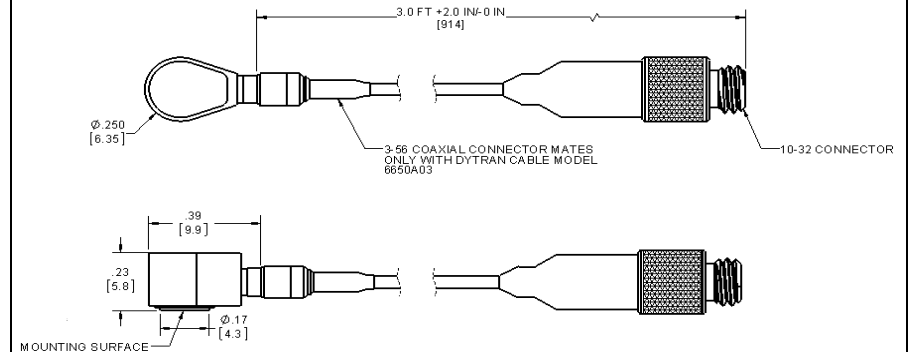
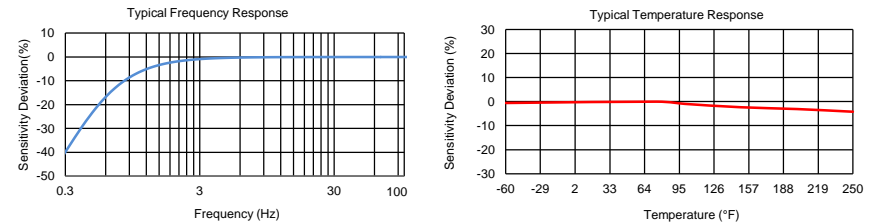
Sensitivity, ± 10% [3]	1	mV/g	0.10	mV/m/s ²
Range F.S For ± 5 Volts Out	± 500	g's	± 4905	m/s ²
Frequency Response, +/- 10%	1.0 to 10000	Hz	1.0 to 10000	Hz
Mounted Resonant Frequency	> 60	kHz	> 60	kHz
Amplitude Non-Linearity [4]	2	%F.S	2	%F.S
Transverse Sensitivity, Max	5	%	5	%
Noise Resolution	0.070	grms	0.69	m/s ² rms
Strain Sensitivity @ 250/μe	0.0005	g/μe	0.0049	m/s ² /μe

ENVIRONMENTAL

Maximum Vibration	7000	Grms	68600	m/s ² rms
Maximum Shock	6000	Gpeak	58800	m/s ² peak
Temperature Range	-60 to +250	°F	-51 to +121	°C
TEDS Operating Temp.	-40 to +185	°F	-40 to +85	°C
Environmental Seal	HERMETIC		HERMETIC	

ELECTRICAL

Supply Current/Compliance Voltage Range [5]	2 to 20/+18 to +30	mA/Volts	2 to 20/+18 to +30	mA/Volts
Output Impedance, TYP	100	Ω	100	Ω
Bias Voltage	+7 to +9	VDC	+7 to +9	VDC
Discharge Time Constant	0.4 to 1.5	Sec	0.4 to 1.5	Sec
TEDS Feature	IEEE 1451.4		IEEE 1451.4	



Units on the line drawing are in inches, units in brackets are in millimeters. Refer to 127-3225F4T for more information.

